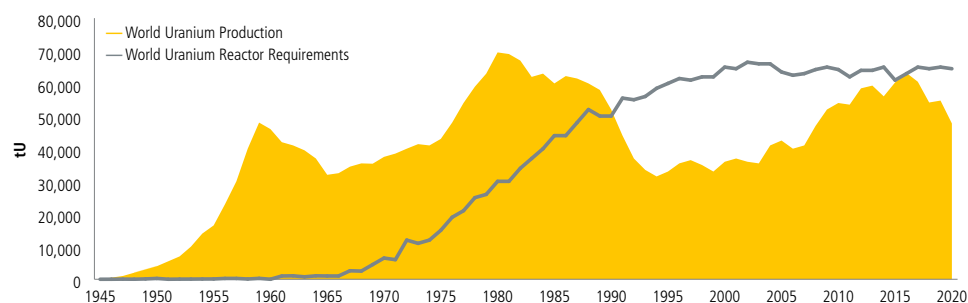


**Sprott Uranium Miners ETF (NYSE Arca: URMN)** seeks to invest at least 80% of its total assets in securities of the North Shore Global Uranium Mining Index (URNMX). The Index is designed to track the performance of companies that devote at least 50% of their assets to the uranium mining industry, which may include mining, exploration, development and production of uranium, or holding physical uranium, owning uranium royalties or engaging in other, non-mining activities that support the uranium mining industry. The URNM Index is rebalanced semi-annually.

### Key Points

- 1. Pure-Play Uranium ETF** – A U.S.-listed Uranium ETF focused on uranium miners and physical uranium
- 2. Uranium Bull Market** – A new uranium bull market is underway, incentivizing miners and investors
- 3. Clean Energy Transition** – Uranium and nuclear energy may be critical to the clean energy transition
- 4. Energy Security** – Uranium and nuclear energy may help countries achieve energy security – reliable and affordable electricity

### World Uranium Production is Not Meeting Nuclear Reactor Requirements



Source: OECD-NEA/IAEA, World Nuclear Association as of 12/31/2020.

### Performance: Average Annual Total Returns\* (%)

MONTH END AS OF 4/30/2022	1 MO	3 MO	YTD	1 YR	S.I. <sup>1</sup>
Sprott Uranium Miners ETF (Net Asset Value)	-11.71	14.80	2.17	33.01	62.62
Sprott Uranium Miners ETF (Market Price) <sup>2</sup>	-12.09	12.66	1.54	31.97	62.02
North Shore Global Uranium Mining Index (Benchmark) <sup>3</sup>	-11.62	15.03	2.41	34.11	64.17
QUARTER END AS OF 3/31/2022	1 MO	3 MO	YTD	1 YR	S.I. <sup>1</sup>
Sprott Uranium Miners ETF (Net Asset Value)	12.36	15.73	15.73	61.25	74.62
Sprott Uranium Miners ETF (Market Price) <sup>2</sup>	9.03	15.51	15.51	59.79	73.59
North Shore Global Uranium Mining Index (Benchmark) <sup>3</sup>	12.35	15.89	15.89	62.17	76.22

Performance data quoted represents past performance. Past performance does not guarantee future results. Current performance may be higher or lower than actual data quoted. Call 1.888.622.1813 or visit [www.sprottetsf.com](http://www.sprottetsf.com) for current month end performance. The investment return and principal value of an investment will fluctuate so that an investor's shares, when redeemed, may be worth more or less than their original cost.

\* Returns less than one year are not annualized.

<sup>1</sup> Inception Date: 12/3/2019. URMN was reorganized from the North Shore Global Uranium Mining ETF into the Sprott Uranium Miners ETF on 4/25/2022. URMN is a continuation of the prior ETF and, therefore, the performance information shown includes the prior ETF's performance.

<sup>2</sup> Market Price is based on the midpoint of the bid/ask spread at 4 p.m. ET and does not represent the returns an investor would receive if shares were traded at other times.

<sup>3</sup> The North Shore Global Uranium Mining Index (URNMX) was created by North Shore Indices, Inc. (the "Index Provider"). The Index Provider developed the methodology for determining the securities to be included in the Index and is responsible for ongoing maintenance of the Index. The Index is calculated by Indxx, LLC, which is not affiliated with the North Shore Global Uranium Miners Fund ("Existing Fund"), ALPS Advisors, Inc. (the "Sub-Adviser") or Sprott Asset Management LP (the "Adviser").

<sup>4</sup> Reflects Total Annual Operating Expenses as outlined in the prospectus dated April 25, 2022. For the services the Adviser (Sprott Asset Management LP) provides to the Fund, the Adviser is entitled to receive an annual advisory fee from the Fund calculated daily and paid monthly at an annual rate of 0.85% on up to \$500 million in assets, 0.80% on the next \$500 million in assets, and 0.70% on assets greater than \$1 billion.

### ETF Details

Ticker	URNM
Underlying Index	URNMX
Listing Exchange	NYSE Arca
CUSIP	85208P303
ISIN	US85208P3038
Fund Inception	December 3, 2019 <sup>1</sup>
Fund AUM	\$964.7 million

### Fees and Expenses

(as of the most recent prospectus<sup>4</sup>)

Management Fee	0.85%
Other Expenses	0.00%
<b>Total Annual Fund Operating Expenses</b>	<b>0.85%</b>

### Index Portfolio Characteristics

(as of 4/30/2022)

Number of Issuers	37
Market Cap (millions)	\$33,324
Weighted Avg. Company Market Cap (millions)	\$3,842
Market Cap Breakdown	
Large (>\$10B)	15.49%
Medium (\$2 – \$10B)	20.49%
Small (<\$2B)	52.63%
Not Classified	11.39%
Industry Weighting	
Uranium & Related Equities <sup>†</sup>	84.07%
Physical Uranium <sup>††</sup>	15.93%

<sup>†</sup> Reflects equities classified by the Bloomberg Industry Classification System (BICS) as uranium; solid waste collection & treatment; nickel, lead & zinc; base metals; mineral & precious stone mining; metals, ore wholesalers & traders.

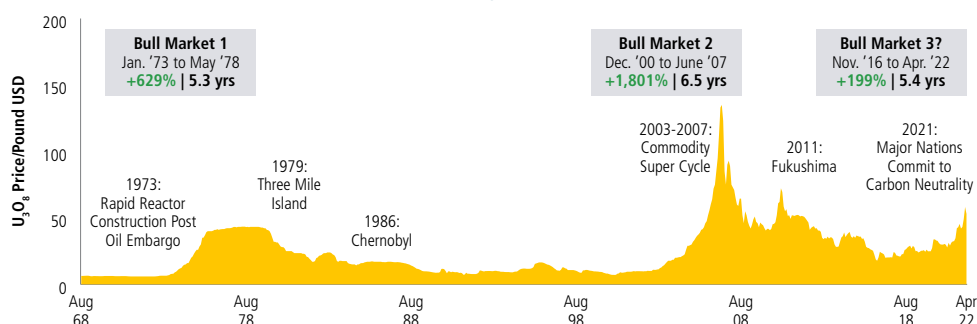
<sup>††</sup> Includes holdings focused on the physical ownership of uranium: Sprott Physical Uranium Trust and Yellow Cake PLC.

## Top Ten Index Holdings – North Shore Global Uranium Miners Index (as of 4/30/2022)

COMPANY	TICKER	WEIGHT*	COMPANY	TICKER	WEIGHT*
JSC National Atomic Company Kazatomprom	KAP	15.94%	Yellow Cake plc	YCA	4.54%
Cameco Corp.	CCO	15.49%	Energy Fuels Inc.	EFR	4.06%
Sprott Physical Uranium Trust	U-U	11.39%	Denison Mines Corp.	DML	4.02%
Paladin Energy Limited	PDN	5.10%	CGN Mining Company Limited	1164	3.27%
Uranium Energy Corp.	UEC	4.66%			
NexGen Energy Ltd.	NXE	4.55%			

\*Source: Bloomberg as of 4/30/2022, subject to change.

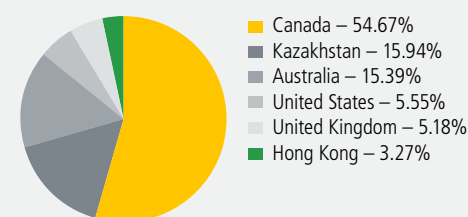
## A New Uranium Bull Market is Underway



Source: TradeTech LLC as of 4/30/2022.

## Company Domicile Breakdown

(as of 4/30/2022)



**About Sprott** – Sprott is a global asset manager providing clients with access to highly-differentiated precious metals and real assets investment strategies. We are specialists. Our in-depth knowledge, experience and relationships separate us from the generalists. Sprott's specialized investment products include innovative physical bullion and commodity trusts, managed equities, mining ETFs, as well as private equity and debt strategies. We also partner with natural resource companies to help meet their capital needs through our brokerage and resource lending activities. Sprott has offices in Toronto, New York and London. Sprott Inc.'s common shares are listed on the New York Stock Exchange and the Toronto Stock Exchange under the symbol "SII".

## IMPORTANT DISCLOSURES &amp; DEFINITIONS

**An investor should consider the investment objectives, risks, charges and expenses carefully before investing. To obtain a Sprott Uranium Miners ETF Statutory Prospectus, which contains this and other information, visit <https://sprottets.com/urnm/prospectus>, contact your financial professional or call 1.888.622.1813. Read the Prospectus carefully before investing.**

The Fund is not suitable for all investors. There are risks involved with investing in ETFs including the loss of money. The Fund is considered non-diversified and can invest a greater portion of assets in securities of individual issuers than a diversified fund. As a result, changes in the market value of a single investment could cause greater fluctuations in share price than would occur in a diversified fund.

The Fund's investments will be concentrated in the uranium industry. As a result, the Fund will be sensitive to changes in, and its performance will depend to a greater extent on, the overall condition of the uranium industry. Also, uranium companies may be significantly subject to the effects of competitive pressures in the uranium business and the price of uranium. The price of uranium may be affected by changes in inflation rates, interest rates, monetary policy, economic conditions and political stability. The price of uranium may fluctuate substantially over short periods of time, therefore the Fund's share price may be more volatile than other types of investments. In addition, they may also be significantly affected by import controls, worldwide competition, liability for environmental damage, depletion of resources, mandated expenditures for safety and pollution control devices, political and economic conditions in uranium producing and consuming countries, and uranium production levels and costs of production. Demand for nuclear energy may face considerable risk as a result of, among other risks, incidents and accidents, breaches of security, ill-intentioned acts of terrorism, air crashes, natural disasters, equipment malfunctions or mishandling in storage, handling, transportation, treatment or conditioning of substances and nuclear materials.

**Shares are not individually redeemable. Investors buy and sell shares of the Sprott Uranium Miners ETF on a secondary market. Only market makers or "authorized participants" may trade directly with the Fund, typically in blocks of 50,000 shares.**

Funds that emphasize investments in small/mid-capitalization companies will generally experience greater price volatility. Funds investing in foreign and emerging markets will also generally experience greater price volatility. Diversification does not eliminate the risk of experiencing investment losses. ETFs are considered to have continuous liquidity because they allow for an individual to trade throughout the day.

A higher portfolio turnover rate may indicate higher transaction costs and may result in higher taxes when Fund shares are held in a taxable account. These costs, which are not reflected in annual fund operating expenses, affect the Fund's performance.

Sector weightings are determined using the Bloomberg Industry Classification Standard ("BICS").

ALPS Distributors, Inc. is the Distributor for the Sprott Uranium Miners ETF and is a registered broker-dealer and FINRA Member.